



Jimny

Jimny





TALES FROM THE TRAILS

Sometimes there are no roads to where you need to go. No maps for where you need to be. On such paths is where you often hear the tales of the Jimny. Tales that have been passed down from generation to generation since 1970. Tales of overcoming insurmountable odds. Tales of resilience. Tales of the ones who wouldn't stop, wouldn't turn back, and their Jimny.

These are the tales that have inspired each generation of the Jimny to venture deeper, climb higher and go further than ever before. In its all new 5-door avatar, the Jimny takes this driving experience to an all-new level.



THE 1ST GENERATION 1970

The Jimny was born tough. A worthy contender in the league of large and high-displacement off-roaders. It broke every stereotype, creating a niche for itself among high-adrenaline enthusiasts who dared to do the unimaginable.



THE 2ND GENERATION 1981

The iconic Gypsy that became the pin-up of the 80s, owes its oomph to the Second Generation Jimny. Ahead of its time, it strutted both paved city roads and unpaved wilderness with its jaw-dropping design. Making heads turn, of every person and animal it encountered.



THE 3RD GENERATION 1998

With its spirit to rough it out intact, this Jimny was designed for a higher degree of comfort. The smooth aerodynamic design, longer wheelbase and refined rigid suspension, were breakthroughs that kept this Jimny at the top of its game for two decades.

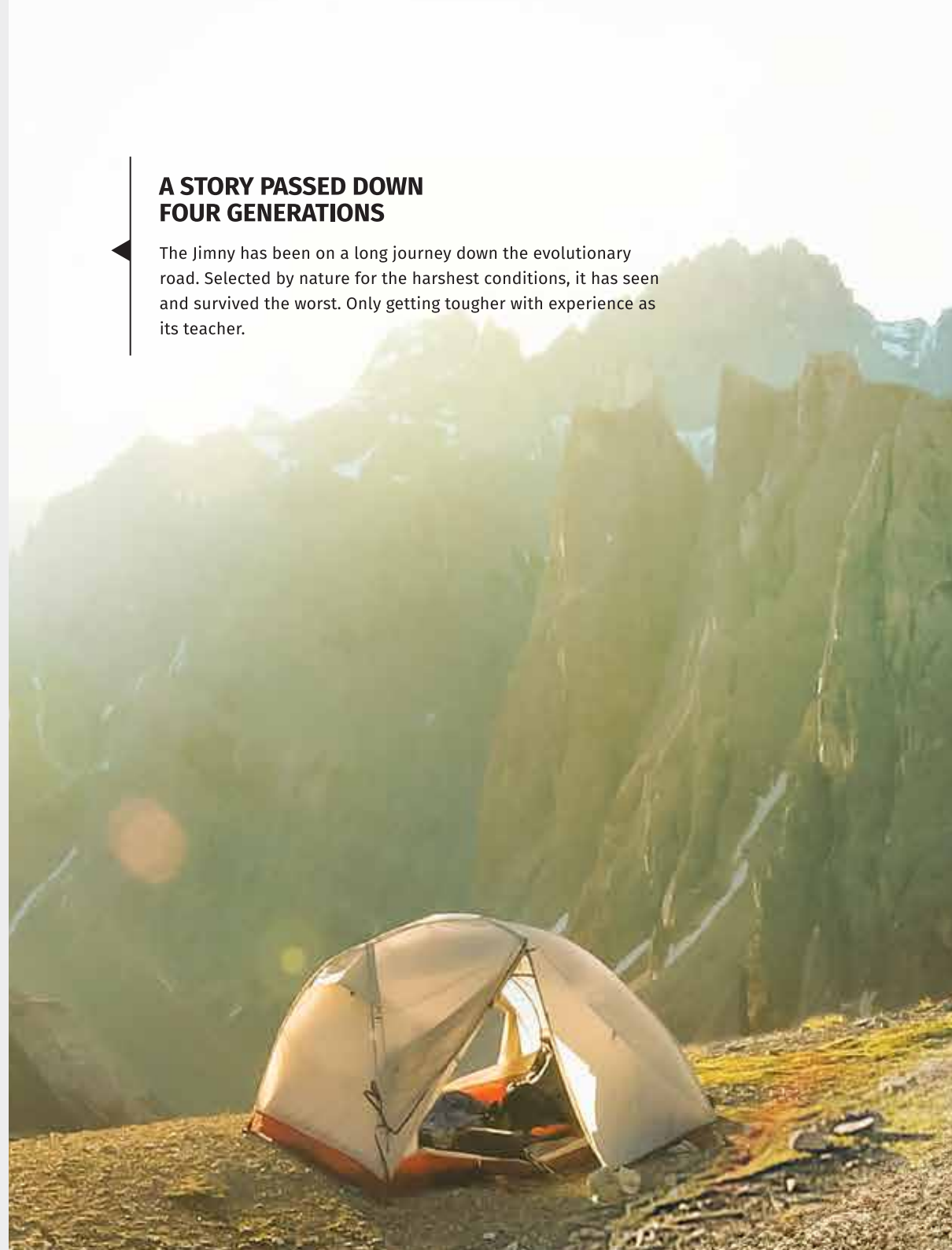


THE 4TH GENERATION 2018

Making its predecessors proud, this Jimny went out there being the best version of itself. Chiselled to perfection, inside and out, it conquered the most treacherous tracks in style. Setting new off-roading goals across the globe.

A STORY PASSED DOWN FOUR GENERATIONS

The Jimny has been on a long journey down the evolutionary road. Selected by nature for the harshest conditions, it has seen and survived the worst. Only getting tougher with experience as its teacher.





SOME SAY, YOU CAN'T KEEP THE JIMNY AWAY FROM A STORY

An adventurer once picked the Jimny as his travel companion on his African odyssey. They traversed the continent's length and breadth, scaling five of its highest peaks, including Mt. Kilimanjaro.

— 2017, Africa

Going back 900,000 years was never going to be easy. Until the Jimny tore through the unforgiving terrain to reach the Pit of Bones, an archaeological site. It went where no other vehicle could, to unearth history and become a part of it.

—2019, Pit of Bones, Spain

As Storm Filomena raged across Madrid, the Jimny became the rescue vehicle of choice. It pulled out many stalled vehicles. It even drove through three feet of snow to deliver a new-born baby and the family back to the warmth of their home.

—2021, Madrid, Spain

INHERIT A RICH LEGACY INSPIRE A TRUE STORY

The all-new 5-door Jimny has off-roading in its veins, with a spirit of adventure amped-up to match yours. Start from where you last stopped. Tread higher and navigate deeper into the untrodden. All the way towards the edge of the impossible and then, beyond. Without ever stopping to look behind.

A bright yellow Suzuki Jimny SUV is shown driving through a dense, mossy forest. The vehicle is positioned in the center-right of the frame, moving towards the viewer. Its headlights are on, illuminating the path ahead. The forest is filled with tall, thin trees and thick undergrowth, including large tree roots and ferns. The overall atmosphere is dark and mysterious, with sunlight filtering through the canopy.

**OFF-ROAD PERFORMANCE
TO CONQUER ANY FEAR**

The extremities of nature weren't designed for vehicles. However, we've sculpted one to tread the most non-motorable of roads. Go up against jagged rocks, navigate treacherous passes or drive into a strong current. The Jimny is unrelenting in its pursuit of daredevil stories.

DEPARTURE ANGLE



47°

RAMP BREAKOVER ANGLE



24°

APPROACH ANGLE



36°

GROUND CLEARANCE



210mm

AMPLE BODY ANGLE AND CLEARANCE

Take outdoor exploration to a whole new degree. With ample departure and approach angles, you're ready to climb up steep slopes. While the wide ramp breakover angle and high ground clearance let you take on every obstacle on the way.



ENGINE PERFORMANCE

When you are setting forth into the unknown, the responsive 1.5L K15B engine powers you through. Built for off-roading, it generates strong torque throughout a wide RPM range for unstoppable performance.



ALLGRIP PRO

Unlock a new level of off-roading with ALLGRIP PRO's low range transfer gear. As you switch lanes from the paved to the unpaved, shift the transfer lever from 2H to 4H on the fly. With max torque and traction on your side, the harshest terrain turns into a joy ride as you engage the 4L mode (Low Range Transfer Gear). With ALLGRIP PRO, every terrain will bow before you.

3-LINK RIGID AXLE SUSPENSION WITH COIL SPRING

The long-stroke 3-link suspension is teamed with full-width rigid axles in both the front and rear. This coupled with less variation in ground clearance and high tyre grounding force enables you to conquer the toughest of terrains. With the rigid axle suspension, when an obstacle pushes one wheel up, the axle presses the other down, to increase tyre contact in rough road conditions.



LADDER FRAME CHASSIS

Every Jimny owes its off-roading prowess to the Ladder Frame structure. Now, it's your turn to put it to the test. Pick your terrain. A thoroughbred off-roader, the torsional rigidity of this chassis instils confidence in the driver to master the toughest of topographies. While the full-width rigid axles in both the front and the rear, keeps you going like a mountain goat on the most impassable roads.





**EASY ON THE EYES
EASIER ON THE TERRAIN**

The Jimny's solid underpinnings allow it to not just take on unforgiving terrain, but to cruise through it. Come what may, it can brave nature's fury, no matter what form it takes.



COMMANDING VIEW

The Jimny is all about tackling the toughest terrains and for that, you need to see what lies ahead of you. The upright A-pillars and flat clamshell bonnet structure ensure a wide, unobstructed view, and helps you understand the relative position of the vehicle better.

OPTIMISED BUMPERS

The Jimny's angled bumper edges increase clearance at the wheels, enabling it to dodge obstacles at will. This is complemented by the use of tough-textured black material for bumpers, ensuring no harm comes from stone chips and scratches.

PRACTICAL DRIP RAIL

The drip rail running along the side and rear edges of the roof provides for flexible installation of roof carriers. It can also keep your head dry and your spirits bright when entering and exiting by helping to prevent water from dripping off the roof.

LED HEADLAMPS WITH WASHER

The headlamps are as iconic as they are effective with washers that allow you to trudge through mud, dirt or snow without an ounce of doubt.





BEAUTY'S MOST TIMELESS FORM? SIMPLICITY

The ability to power through the roughest terrains is embedded in the Jimny's DNA. Like a soldier who treads forth despite the odds. Its simplicity has been instrumental in driving people to the extraordinary and back. With stories that have become legends over time. This isn't just a car. It's a conqueror's steed.

DESIGN THAT EVOKES A SENSE OF BALANCE

You won't always drive on smooth roads. In fact, chances are, you might not drive on roads at all. That's why the horizontal pattern defined by the instrument panel and vertical lines characterised by the meter cluster, help you recognize the angle of the vehicle on uneven terrains.

SCRATCH-RESISTANT SURFACES

The rich intense black interiors ensure that your focus is on the path ahead (or lack of it). The textures used on the instrument panel resemble a high-class, SLR camera, that helps conceal small scratches and suppresses distracting reflections.



INTUITIVELY DESIGNED CONTROLS

This mean machine is curated to help you focus on overcoming the terrain. From the switches to the dials and touchscreen controls, everything is designed for easy operation even when you're tackling rough terrain while wearing gloves.

COMFORTABLE SEAT DESIGN

The terrain might not be forgiving but the drive will always be memorable. Thanks to the comfortable seats designed for shock absorption.





YOUR SAFETY HARNESS FOR EVERY TERRAIN

While pushing the limits of adventure, safety is a priority. Equipped with NEXA's safety shield, the Jimny's got your back on every track you tread. Be it on city streets or in the wilderness. The thrill of the ride is only possible with peace of mind with 6 airbags that come standard across all variants.



6 AIRBAGS

To keep your spirit of adventure going, the new Jimny comes equipped with six airbags. In the front and along the sides. To safeguard you against every eventuality.

HILL DESCENT CONTROL

The final descent is the most treacherous. Activate the Hill Descent function at the push of a button and we've got your back. The system allows you to control vehicle speed on descents using the accelerator pedal only, so you can focus on steering and the breathtaking view before you.



HILL HOLD ASSIST


Up your off-roading game as you set out to conquer a new peak. The Hill Hold function prevents the vehicle from rolling backwards, even as your foot moves from the brake to the accelerator pedal. On bumpy slopes that vary on the right and left side, the feature ensures the only way you go is forward.



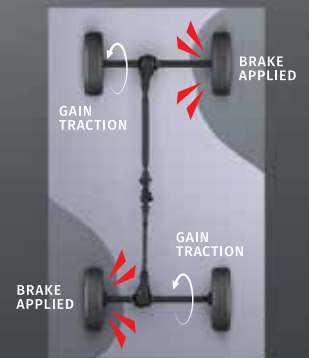
BRAKE LIMITED SLIP DIFFERENTIAL

The ground beneath you is not always as firm as your resolve. In such times, the Jimny's Brake LSD feature comes to the rescue. On slippery tracks, if two diagonal wheels lose their grip, this feature automatically pumps the brakes on the slipping wheels and redistributes the torque to the other two wheels. So, you tread on relentlessly.

Without Brake LSD



With Brake LSD



UNPLUGGED ADVENTURES BOLSTERED BY TECH

Get off the grid. Away from the distractions of social media. Let your solitary self emerge like the alpha on a journey of self-exploration. On the way, the Jimny connects you to tech that matters. The intuitively designed 22.86cm (9") SmartPlay Pro+ or the 17.78cm (7") SmartPlay Pro pairs wirelessly with your smartphone via Android Auto® and Apple CarPlay®. Surround Sense with ARKAMYS enhances the audio experience offering signature ambiances to suit every mood.






SPACE TO UNLEASH YOUR ALTER EGO

There's a side to you that's uncorrupted by convention. Primal by nature, it craves to go back to where it belongs. The Jimny transports you there. Along with the tools you need to nurture this persona. You'll have ample space to store them thanks to the large boot space. A wider rear opening also ensures you can load and unload with ease. It comes equipped with hook screws to secure your tools and a luggage box to stow away your used wares. Your jack and wrench are easily accessible from the toolbox. The front seats go all the way back, doubling up as beds. There's space to secure your phone and bottle for those in the front seats. Along with a floor console for additional storage. So it doesn't matter if you're a light packer or gearing up for the long haul. Go where your heart takes you and script a new story.

BLEND IN | STAND OUT | YOUR CHOICE

The Jimny comes in a variety of colours, designed keeping function in mind. It ranges from conspicuous body colours to low visibility body colours. None is more iconic than the Kinetic Yellow. The Kinetic Yellow is inspired by adventure safety jackets and is for adrenaline junkies who need high visibility in their pursuit of adventure. The Jimny also features 6 more colours ranging from NEXA Blue to Pearl Arctic White, comprising a palette that has something for everyone. However, like a true off-roader, it looks at its majestic best when covered in dust and mud in the aftermath of its latest adventure.

JIMNY



ADAPT | EVOLVE | BECOME

Since its inception in 2015, NEXA has always been about creating new experiences, be it through new designs, products or technologies. With our core values rooted in innovation, evolution is inevitable. The Jimny is no exception. Seeped in the NEXA philosophy, its innovations in design, experience and tech, make it a true off-roader's dream come true.

CRAFTED FUTURISM

The NEXA philosophy rests on three major pillars. And the Jimny, with its down-to-earth ruggedness, holds them up with the same ease it veers off-road.

NEXpression

If there's one thing the Jimny stands for, it's Purity of Expression. With functional and robust authenticity used in design, it wards off any distractions and keeps you focused on the road ahead. The unique fascia adorned by multi-slot accentuated grille, iconic headlamps and upright-body structure keep the spirit of the first-gen Jimny truly alive.

NEXtech

Tech that isn't just great but practical and relevant. With an off-roader like the Jimny, it's important to safeguard yourself and others. With SUZUKI TECT platform, that's where the tech takes centre stage.

NEXperience

Driving a NEXA car should be an experience like no other. Something that the Jimny has boasted of for more than five decades. A rich legacy that will be passed on for generations to come.





TECHNICAL SPECIFICATIONS

DIMENSIONS	
Length(mm) (Spare Wheel with cover)	3985
Width (mm)	1645
Height (mm)	1720
Wheelbase (mm)	2590
Ground Clearance (mm) (Unladen)	210
Seating Capacity	4
Tread (Front) (mm)	1395
Tread (Rear) (mm)	1405
Boot Space (L) (Rear Seatback raised at 1st position)	219
Boot Space (L) (Rear Seatback raised at 2nd position)	211
Boot Space (L) (Rear Seat Folded)	332
Minimum Turning Radius (m)	5.7
DRIVE PERFORMANCE	
Chassis Type	Ladder Frame
Approach Angle (Degree)	36
Departure Angle (Degree)	47
Ramp Breakover Angle (Degree)	24
Power Steering Type	Electric
Front Brakes	Disc
Rear Brakes	Drum
Front Suspension	3-link Rigid Axle with Coil Spring
Rear Suspension	3-link Rigid Axle with Coil Spring
Tyre Size (Alloy & Steel)	195/80 R15

ENGINE	
Fuel Type	Petrol
Engine Type	K15B with Idle Start Stop
Engine Capacity (cc)	1462
Bore x Stroke (mm)	74.0 x 85.0
Max Power	77.1kW@6000 rpm [104.8PS@6000 rpm]
Max Torque (Nm@rpm)	134.2 Nm@4000
Number of Cylinders	4
Fuel Efficiency Value	MT: 16.94 km/l AT: 16.39 km/l
Fuel Tank Capacity (L)	40
Fuel Distribution	Multipoint Injection
TRANSMISSION	
Type	5MT/4AT
Drive System	ALLGRIP PRO (with Low Range Transfer Gear)
WEIGHT	
Kerb Weight (kg)	1195 (Alpha MT), 1200 (Zeta MT) 1205 (Alpha AT), 1210 (Zeta AT)
Gross Vehicle Weight (kg)	1545

Maruti Suzuki India Limited reserves the right to change, without notice, price, colours, equipment specifications, and models and also to discontinue models and/or replace any part or accessory with any product. Accessory & feature shown in the pictures may not be part of standard equipment and will differ according to the variant and model. Any offer made will be subject to availability of product.

Images are for illustration purposes only. Actual vehicle body color may vary from the brochure image. VDA Method.

Some parts of the leather appointed upholstery will contain man-made material.

The speed alert system gives audible warning for alert of over-speed to driver. When vehicle speed exceeds about 80 km/h, primary level warning with two beeps will sound every minute. When the vehicle speed exceeds about 120 km/h, secondary level warning with continuous beeps will sound. If the vehicle speed is slowed down to about 118 km/h, primary warning will resume. If the vehicle is slowed down to about 78 km/h, speed alert warning will stop. This buzzer does not indicate any malfunction in vehicle. Spare wheel material is steel & spare tyre size is 195/80 R15.

Seat belt reminder comes on unless all rear passenger's seat belts are fastened, irrespective of the presence or absence of passengers.

For details on functioning of safety features including air bag, kindly refer to the owner's manual.

Test Result of Rule 115 of CMVR, 1989 [CMVR is an acronym for Central Motor Vehicles Rules, 1989].

#Apple and iPhone are trademarks of Apple Inc. registered in the U.S. and other countries. Apple CarPlay is a trademark of Apple Inc., Apple CarPlay is available in the countries listed in the following link: <http://www.apple.com/ios/feature-availability/#applecarplay-applecarplay>. Apple CarPlay is compatible with the iPhone models listed in the following link: <http://www.apple.com/ios/carplay>.

Android Auto™ extends the Android platform into the car in a way that's purpose-built for driving. It is designed to minimise distraction so you can focus on driving with Google™ services like Google Maps™ and Google Search™. Get the Android Auto app on Google Play™. Android Auto is available in the countries listed at the following link: <https://www.android.com/auto/#hit-the-road>. Most phones with Android 5.0+ work with Android Auto: <https://support.google.com/androidauto/#6140477>. Android, Android Auto, Google, Google Play and other marks are trademarks of Google Inc.





FEATURE LIST

	Zeta (MT/AT)	Alpha (MT/AT)
EXTERIOR		
Body Coloured Outside Door Handles	-	✓
Wheels	Steel	Alloy
Hard Top	✓	✓
Gunmetal Grey Grille with Chrome Plating	✓	✓
Drip Rails	✓	✓
Trapezoidal Wheel Arch Extensions	✓	✓
Clamshell Bonnet	✓	✓
Lumber Black Scratch-resistant Bumpers	✓	✓
Tailgate Mounted Spare Wheel	✓	✓
VISIBILITY		
Auto Headlamp	-	✓
Headlamp Washer	-	✓
LED Headlamp	-	✓
Fog Lamps	-	✓
Dark Green Glass (Window)	-	✓
Electric ORVM	Adjustable	Adjustable + Retractable
Front & Rear Wiper + Washer	✓	✓
Back Door Defogger	✓	✓
Manual Day/Night IRVM	✓	✓
Front Cabin Light (3 positions)	✓	✓
Rear Cabin Light (3 positions)	✓	✓
SAFETY		
Side & Curtain Airbags	✓	✓
Dual Front Airbags	✓	✓
Brake Limited Slip Differential	✓	✓
ABS	✓	✓
EBD	✓	✓
ESP	✓	✓
Hill Hold Control	✓	✓
Hill Descent Control	✓	✓
Brake Assist Function	✓	✓
Rear View Camera	✓	✓
Side Impact Door Beams	✓	✓
Seatbelt Pre-tensioner/Force Limiter (Front)	✓	✓
ISOFIX Child Seat Anchorages	✓	✓
3-point Emergency Locking Retractor Seatbelts	✓	✓
Engine Immobilizer	✓	✓

	Zeta (MT/AT)	Alpha (MT/AT)
COMFORT & CONVENIENCE		
Push Start/Stop	-	✓
Cruise Control	-	✓
Leather Wrapped Steering Wheel	-	✓
Climate Control	Manual	Auto
Driver Side Power Window Auto Up/Down with Pinch Guard	✓	✓
Near Flat Reclinable Front Seats	✓	✓
Scratch-resistant & Stain Removable IP Finish	✓	✓
Ride-in Assist Grip Passenger Side	✓	✓
Ride-in Assist Grip Rear x 2	✓	✓
Tilt Power Steering	✓	✓
All Power Windows	✓	✓
Rear Accessory Socket	✓	✓
Utility Screw Holes (for Accessory)	✓	✓
Luggage Hook Screw Holes (for Accessory)	✓	✓
Central Door Locking (including Back Door)	✓	✓
Digital Clock	✓	✓
Steering Mounted Controls	✓	✓
Tachometer	✓	✓
Center Console Tray	✓	✓
Floor Console Tray	✓	✓
MID (TFT Monotone Display)	✓	✓
Front & Rear Seat Adjustable Headrest	✓	✓
Hairline Finished Meter Cluster	✓	✓
Front & Rear Tow Hooks	✓	✓
AUDIO & ENTERTAINMENT		
SmartPlay Pro+	-	22.86 cm Touchscreen
Surround Sense Powered by ARKAMYS	-	✓
SmartPlay Pro	17.78 cm Touchscreen	-
Android Auto & Apple CarPlay (Wireless)	✓	✓
Speakers	4	4
COLOURS		
Kinetic Yellow with Bluish Black Roof	-	✓
Sizzling Red with Bluish Black Roof	-	✓
NEXA Blue	✓	✓
Bluish Black	✓	✓
Sizzling Red	✓	-
Granite Gray	✓	✓
Pearl Arctic White	✓	✓

LEGEND: (✓) Available, (-) Not Available.

N E X A | www.nexaexperience.com